

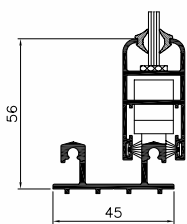


- Space saving

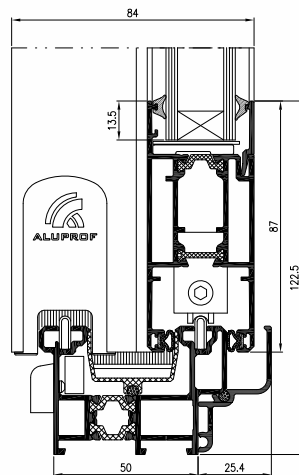
- Space efficient

- Silent, smooth operation

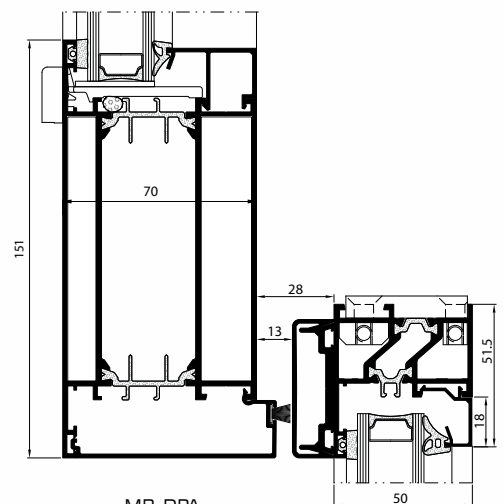
SLIDING AND FOLDING DOORS



MB-23P



MB-SLIDE



MB-DPA

The range of sliding and folding doors offered by the Aluprof are modern openings based on standard MB selection of aluminum profiles. Their large size of glass panels allows for great amount of light to come in while the parallel opening of the sliding leaf offer space saving and great functionality. They are silent and easy to operate.

MB-23P



MB-23P is an aluminum system designed for balcony glazing offering open balconies protection from wind, rain, residues and extensive noise. It also improves home safety standards making it more difficult for intruders to enter, especially in the ground-floor apartments.

MB-SLIDE / MB-SLIDE ST



The MB-SLIDE and MB-SLIDE ST have been designed to meet the needs of users with its easy to operate functions and single or double sliding doors and windows that offer flexibility for variety of project applications. They are suitable for installation in masonry wall and aluminum facades. They can also be used as part of winter gardens and commercial windows.

Folding doors



They can feature open in option when they are based on one of MB-59S, MB-60, MB-70 aluminum profiles or the open out when they employ MB-59S Casement solution.

MB-DPA



Automatic sliding door system is designed for use as individual construction, in larger glazing modules and as part of aluminum curtain wall. It can employ both thermally insulated and non insulated aluminum profiles. Offering comfort of use and high rate of safety it features large size of glazing panes.

FEATURES AND BENEFITS

MB-23P	<ul style="list-style-type: none"> • silent, smooth operation • simple fabrication • large selection of standard colors
MB-SLIDE MB-SLIDE ST	<ul style="list-style-type: none"> • silent, smooth operation • range from 2 to 6 pane options to meet all key applications and specifications needs • ability to combine with different MB systems • mosquito protection option • great number of color options, dual color options
Folding doors	<ul style="list-style-type: none"> • silent, smooth operation • open in and open out options • different types of glazing strips – Standard, Prestige, Style • multitude of color options, dual color options • different thresholds options

TECHNICAL SPECIFICATION	MB-23P	MB-SLIDE MB-SLIDE ST	Folding doors	MB-DPA
Depth of Frame (door / window)	53	50 i 97	from 50 depending upon system	
Depth of Leaf (door / window)	23	37	from 59 depending upon system	45; 50
Glazing range mm (fixed window and opening door / window)	4 - 8	22 - 26	4,5 - 60	4,5 - 31,5
Min visible width T profile				
Door / window frame	15	44,5	Depending upon system	-
Door / window leaf	42	68,5	Depending upon system	69; 73,5
Max size of door and tilt turn window				
Max size of windows (HxW)	H 2000 mm W 1000 mm	H 2600 mm W 1800 mm	H 2400 mm W 1600 mm	W 1500 mm
Max weight of door / window leaf	50 kg	160 kg	130 kg	200 kg